


Judson University Athletics ... On the Rise!



Men's Basketball

ccac tournament champions
naia national tournament



Judson University Athletics ... On the Rise!

CCAC TOURNAMENT CHAMPIONS

For the second time in three years, the Judson University men's basketball team won the CCAC Tournament Championship. For the 2010 championship, Judson upset #9 Cardinal Stritch University, 70-65, on their home court in Milwaukee, Wisc. Judson finished the game on an 11-2 run in the final five minutes for the win. Judson also won the 2008 CCAC Tournament Championship with a 97-79 win over Cardinal Stritch in Elgin, Ill. That was Judson's first-ever CCAC Tournament Championship in the history of the program.

NAIA NATIONAL TOURNAMENT

The 2010 NAIA National Tournament marked only the second appearance for Judson in the tournament. Judson's first appearance came in the 2008 tournament as they won the CCAC Tournament Championship. They were unseeded and fell to #4 Walsh University, 91-59. This year, they were unseeded again and fell to #2 Oregon Tech, 63-57. Judson was down by as many as 21 points in the first half and battled back to take a three-point lead with just over four minutes left in the game before running out of steam.

TURNING IT AROUND/WINNING STREAK

After starting off the season 1-10, Judson University won 16 of their last 18 games. Their only two losses came to nationally ranked Cardinal Stritch. Judson won their first game of the season over Iowa Wesleyan, 85-74, but then dropped their next 10 games. They broke their 10-game losing streak on December 5th against NAIA Division I St. Francis (IL), 102-92, in double overtime. From that point on, the only two losses were Cardinal Stritch.

The seven game winning streak is the third longest in school history. Judson had a nine-game winning streak last year to break the record.

EXHIBITION GAMES

Trying to put together a schedule to prepare his team for the competition of the NAIA National Tournament, head coach Tony Tompkins scheduled four exhibition games against four NCAA Division II programs. He also played a stretch of basketball in December where they played four games in five days on the road in Minnesota and Wisconsin. Three of those games came against NCAA Division II programs as St. Cloud State was ranked in the top 25. Judson fell in all three exhibitions by 24 points, 32 points, and 34 points. Judson then faced Palm Beach Atlantic in Florida over New Years and lost, 89-74. After that final trip, Judson won six of the next seven games. They were currently on a two-game winning streak with wins over St. Francis (IL) and Silver Lake College.

AGAINST THE TOP 25

Along with playing stiff competition in exhibition games, Judson also played several NAIA Division II top 25 teams. A combined 10 games were against top 25 programs or teams that were receiving votes. Judson faced #9 Cardinal Stritch three times in the season defeating them in their third game, 70-65, in the CCAC Championship. Earlier in the schedule, Judson played Bethel College, twice, within a week when the Pilots were #3 in the nation. Judson hosted Cornerstone when they were 14th in nation and College of the Ozarks when they were unranked. Judson then faced #2 Oregon Tech in the NAIA National Tournament and lost by only six, 63-57. Against these opponents, Judson was 1-9. The two teams Judson played that are receiving votes is Mt. Mercy (57 votes) and Ashford (1 vote).

Scores

Oregon Tech: L, #2 - 63-57

Cardinal Stritch: L, #23 - 78-62; L, #10 - 90-67, W, #9 - 70-65

Bethel College: L, #3 - 121-93; L, #3 - 89-73

Cornerstone: L, #14 - 88-82

College of Ozarks: L, UR - 87-81

Mt. Mercy: L, UR - 106-92

Ashford: L, UR - 80-75

SKINNER REACHES 1,000 POINTS

Sophomore Landon Skinner reached a milestone in the 26th game of the year as he collected his 1,000th career point. He is one of the fastest players in the history of the program to reach 1,000 points in two years. He is the 26th player in the history of the program to reach that milestone. In his first season at Judson, he scored 591 points and currently has scored 443 points. He has also earned several awards in two years, also. He is a two-time All-CCAC First-Team selection and as a freshman was the CCAC Freshman of the Year and a NAIA All-American honorable mention selection.

CCAC AWARDS

By finishing second in the CCAC, Judson had four players earn All-CCAC status. Earning first-team honors were sophomores Landon Skinner and Josh Edwards while junior Jim Kuban and senior Ben Rayhorn were honorable mention.

Judson has also had three players earn CCAC Player of the Week in Rayhorn (Mar. 2), Edwards (Jan. 18), and Skinner (Dec. 21).

LANDON SKINNER
NCCAA All-American
All-CCAC 1st Team

ACADEMICS

Nate McNeely garnered two academic awards for Judson. He was named to the CCAC All-Academic team and was a NAIA scholar-athlete.

NCCAA AWARDS

Four players earned a NCCAA award with one being voted an All-American. For the second year in a row, Landon Skinner was named a NCCAA All-American second team. Making the All-Region team were Skinner, Josh Edwards, Jim Kuban, and Ben Rayhorn. Kuban was the only player to earn a NCCAA National Player of the Week award.

IN THE CCAC

Judson leads the CCAC in four different categories. They have the top scoring offense (85.3), field goal percentage (.487), blocked shots (3.4 pg), and assists (17.7 pg).



Judson University Athletics ... On the Rise!

Here is their break down:

In the CCAC - Team

Scoring Off: 1st - 85.3
Scoring Def: 5th - 81.8
FT %: 6th - .687
FG %: 1st - .487
FG % Def: 2nd - .440
3-pt. FG % Def: 2nd - .318
3-pt. FG %: 3rd - .354
Reb. Off: 2nd - 39.2
Reb. Def: 2nd - 35.0
Blocked Shots: 1st - 3.4
Assists: 1st - 17.7
Steals: 6th - 6.0
Off. Reb.: 4th - 11.1
Def. Reb.: 1st - 28.1
3-pt. FGs Md: 2nd - 7.2

In the CCAC - Individual Landon Skinner

9th - Field Goal % (.489)
10th - Assists (2.8)
11th - Scoring (15.3)
13th - Steals (1.2)

Josh Edwards

2nd - 3-PT Field Goals Md (2.9)
4th - 3-PT Field Goal % (.417)
7th - Free Throw % (.764)
13th - Scoring (14.6)

Ben Rayhorn

3rd - Defensive Rebounds (4.9)
6th - Free Throw % (.779)
10th - Rebounding (5.9)
12th - 3-PT Field Goals Md (1.5)
13th - 3-PT Field Goal % (.336)
14th - Field Goal % (.463)
17th - Scoring (12.6)

Jim Kuban

1st - Assists (4.8)
21st - Scoring (11.1)

Josh Weber

1st - Field Goal % (.647)
5th - Blocked Shots (0.8)
10th - Defensive Rebounds (4.0)
11th - Rebounding (5.7)
12th - Offensive Rebounds (1.7)
23rd - Scoring (9.5)

Anthony Ahlers

3rd - Blocked Shots (1.0)

IN THE NAIA

In the 2009-10 season, Judson also made a climb in the statistical category as a team and with individuals. As a team, Judson was fourth in the nation for assists per game (17.6) and 10th in field goal percentage (.487). They were also 11th in scoring offense (85.3) and assists (512). Individually, Jim Kuban was 13th in the nation in assists (142) and assists per game (5.0) while Josh Edwards was 21st in 3-point field goals made/game (2.86), 24th in 3-point field goal percentage (.417), and 25th in three-point field goals made (80).

TOMPKINS IN THE NAIA TOURNAMENT

In only his second year as the head coach, Tony Tompkins took his team to the NAIA Division II National Tournament. He is no stranger to the NAIA National Tournament as this was his fourth NAIA National Tournament. He took two teams at Missouri Baptist to two NAIA Division I National Tournaments. He was then the associate head coach at Judson in 2008 when Judson made their first appearance. This was his first appearance at the NAIA Division II National Tournament as a head coach. He is 0-2 in the NAIA Division I National Tournament.



JOSH EDWARDS

All-CCAC 1st Team
NCCAA All-Region



Judson University Athletics ... On the Rise!

R O S T E R



judson university eagles

<u>No.</u>	<u>Player</u>	<u>Yr.</u>	<u>Pos.</u>	<u>Ht.</u>	<u>Wt.</u>	<u>Hometown/Last School</u>
3	Josh Edwards	So.	G	6-2	195	Mapleton, IL/Illini Bluff HS
4	Ben Rayhorn	Sr.	F	6-6	230	Dakota, IL/Sauk Valley CC
10	Landon Skinner	So.	G	6-2	185	Plano, TX/Air Force Academy Prep School
12	Jason Sotira	Fr.	G	5-11	165	Roselle, IL/Lake Park HS
13	Jim Kuban	Jr.	G	5-11	180	Pekin, IL/Illinois Central College
14	Joel Benson	So.	F	6-4	205	Elgin, IL/North Park Univ.
21	Anthony Ahlers	Fr.	C	6-7	210	Magnolia, IL/Putnam County HS
24	Michael Wood	Sr.	G	6-0	195	Wheaton, IL/College of DuPage
30	LeStan Hoskins	Jr.	G	6-3	195	Danville, IL/Black Hawk College
32	Nate McNeely	Sr.	G	6-2	210	Monmouth, IL/Spoon River College
33	Jason Roy	Fr.	F	6-6	230	Bartlett IL/Wheaton Academy HS
40	Trent Tucker	Fr.-R	F	6-5	240	Versailles, IN/South Ripley HS
44	Brian Sherwood	So.	F	6-7	215	Oak Forest, IL/Oak Forest HS
50	Josh Weber	Sr.	F	6-7	235	Sterling, IL/Sauk Valley CC

Head Coach: Tony Tompkins (2nd season)

Assistant Coach: Joel Cotton

2009-10 RESULTS

CCAC Regular Tournament Champions NAIA National Tournament 17-13 / 10-2 CCAC

11/06/09 6:00 pm	\$ vs Iowa Wesleyan	W	85-74	77	(16) Skinner, Landon	(7) Rayhorn, Ben
11/07/09 4:00 pm	\$ at Mount Mercy		92-106 L	102	(23) Skinner, Landon	(8) Rayhorn, Ben
11/10/09 7:30 pm	at Ashford University		75-80 L	150	(19) Edwards, Josh	(6) Weber, Josh
11/13/09 8:00 pm	at Bethel (IN)		92-121 L	1988	(20) Kuban, Jim	(5) Ahlers, Anthony
11/14/09 1:00 pm	vs Marian (IN)		70-82 L	101	(24) Edwards, Josh	(4) Sherwood, Brian
						(4) Benson, Joel
						(4) Kuban, Jim
11/17/09 7:30 p.m.	at Indiana-Northwest		103-110 L	78	(31) Skinner, Landon	(6) Kuban, Jim
11/20/09 4:00PM	vs Bethel College		73-89 L	50	(20) Rayhorn, Ben	(4) Rayhorn, Ben
						(4) Kuban, Jim
11/21/09 2:00PM	vs Missouri Valley		72-84 L	50	(21) Rayhorn, Ben	(7) Rayhorn, Ben
11/24/09 7:00 p.m.	CLARKE (IA)		93-98 LOT	209	(23) Lobdell, Marious	(11) Ahlers, Anthony
12/01/09 7:15 p.m.	CORNERSTONE (MI)		82-88 L	367	(16) Weber, Josh	(7) Wood, Michael
					(16) Skinner, Landon	
12/04/09 7:00 p.m.	COLLEGE OF THE OZARK		81-87 L	247	(23) Skinner, Landon	(13) Weber, Josh
12/05/09 7:30 PM	at St. Francis (IL)	WOT	102-92	200	(27) Skinner, Landon	(11) Skinner, Landon
12/19/09 3:00 p.m.	at Silver Lake (WI)	W	88-71	57	(19) Skinner, Landon	(7) Weber, Josh
01/06/10 7	* at Purdue-North Central	W	83-73		(21) Edwards, Josh	(10) Rayhorn, Ben
01/09/10 5:00 p.m.	* CARDINAL STRITCH		62-78 L	378	(13) Rayhorn, Ben	(10) Ahlers, Anthony
01/13/09 7:30 p.m.	* PURDUE-CALUMET	W	83-74	550	(27) Edwards, Josh	(13) Hoskins, LeStan
01/16/10 3:00pm	* at Calumet College of St. Joseph	W	98-82	102	(24) Edwards, Josh	(8) Hoskins, LeStan
01/20/10 7:30 p.m.	* TRINITY CHRISTIAN	W	81-66	315	(20) Skinner, Landon	(6) Skinner, Landon
						(6) Hoskins, LeStan
						(6) Rayhorn, Ben
01/23/10 7:00 p.m.	SILVER LAKE (WI)	W	108-61	477	(29) Edwards, Josh	(12) Wood, Michael
01/27/10 7:30 p.m.	* at Trinity International	W	89-72	177	(24) Skinner, Landon	(15) Rayhorn, Ben
01/30/10 5:00 p.m.	* PURDUE-NORTH CENTRAL	W	98-71	377	(24) Weber, Josh	(8) Wood, Michael
02/03/10 7:30 pm	* at Cardinal Stritch Univ.		67-90 L	212	(15) Weber, Josh	(6) Weber, Josh
						(6) Ahlers, Anthony
02/06/10 3:00 pm	* at Purdue Calumet	W	85-71	700	(22) Rayhorn, Ben	(8) Rayhorn, Ben
02/10/10 8:30 p.m.	* CALUMET COLLEGE OF ST. JOSEPH	W	83-62	276	(23) Edwards, Josh	(10) Kuban, Jim
02/13/10 3:00 pm	* at Trinity Christian College	W	78-73		(20) Kuban, Jim	(11) Rayhorn, Ben
02/20/10 5:00 pm	* TRINITY INTERNATIONAL	W	107-100	501	(24) Rayhorn, Ben	(11) Rayhorn, Ben
02/23/10 7:00 p.m.	+ PURDUE-NORTH CENTRAL	W	86-78	232	(31) Rayhorn, Ben	(9) Weber, Josh
02/25/10 7:00 p.m.	+ TRINITY CHRISTIAN	W	88-73	402	(29) Rayhorn, Ben	(15) Rayhorn, Ben
02/27/10 4:00 pm	+ at Cardinal Stritch Univ.	W	70-65	256	(27) Rayhorn, Ben	(10) Ahlers, Anthony
						(10) Weber, Josh
03/10/10 5:45 p.m.	# vs Oregon Tech		57-63 L	508	(14) Kuban, Jim	(10) Hoskins, LeStan

* = CCAC

\$ = Mt. Mercy Tournament (Iowa)

+ = CCAC Tournament


- NAIA National Tournament

Judson University Athletics ... On the Rise!

STATISTICS | 2009-10

## Player	GP-GS	Min--Avg	---TOTAL---				---3-PTS---				----REBOUNDS----									
			FG-FGA	Pct	3FG-FGA	Pct	FT-FTA	Pct	Off	Def	Tot	Avg	PF	FO	A	TO	Blk	Stl	Pts	Avg
10 Skinner, Landon....	30-25	885 29.5	159-327	.486	10-60	.167	126-184	.685	26	69	95	3.2	77	3	82	84	6	34	454	15.1
03 Edwards, Josh.....	29-22	860 29.7	133-296	.449	82-203	.404	70-91	.769	19	54	73	2.5	84	1	52	66	2	31	418	14.4
04 Rayhorn, Ben.....	30-22	743 24.8	127-275	.462	44-130	.338	76-100	.760	27	145	172	5.7	61	1	41	31	8	11	374	12.5
13 Kuban, Jim.....	30-23	940 31.3	125-307	.407	28-85	.329	59-92	.641	26	98	124	4.1	69	3	146	80	3	28	337	11.2
50 Weber, Josh.....	30-2	511 17.0	124-195	.636	0-1	.000	32-50	.640	52	119	171	5.7	88	3	38	42	24	15	280	9.3
22 Lobdell, Marious...	12-0	225 18.8	57-127	.449	19-47	.404	30-42	.714	8	11	19	1.6	41	4	24	33	2	11	163	13.6
21 Ahlers, Anthony....	30-19	504 16.8	54-97	.557	0-0	.000	11-19	.579	35	97	132	4.4	65	0	26	23	30	5	119	4.0
30 Hoskins, LeStan....	27-4	302 11.2	49-96	.510	0-2	.000	17-24	.708	34	55	89	3.3	52	0	12	22	12	10	115	4.3
24 Wood, Michael.....	30-4	426 14.2	32-65	.492	18-40	.450	12-17	.706	23	64	87	2.9	46	0	50	36	2	19	94	3.1
44 Sherwood, Brian....	23-5	222 9.7	29-55	.527	0-0	.000	10-18	.556	22	34	56	2.4	28	0	20	21	9	1	68	3.0
14 Benson, Joel.....	24-1	173 7.2	23-40	.575	0-4	.000	12-22	.545	11	21	32	1.3	28	0	7	13	2	4	58	2.4
32 McNeely, Nate.....	24-3	237 9.9	12-37	.324	8-27	.296	2-5	.400	9	22	31	1.3	18	0	18	13	1	5	34	1.4
12 Sotira, Jason.....	9-0	48 5.3	5-11	.455	3-6	.500	4-6	.667	0	5	5	0.6	3	0	6	4	0	2	17	1.9
33 Roy, Jason.....	2-0	2 1.0	0-1	.000	0-1	.000	0-0	.000	0	0	0	0.0	1	0	0	0	0	0	0	0.0
40 Tucker, Trent.....	2-0	1 0.5	0-1	.000	0-0	.000	0-0	.000	0	0	0	0.0	0	0	0	0	0	0	0	0.0
TEAM.....									42	48	90	3.0	0		17					
Total.....	30	6079	929-1930	.481	212-606	.350	461-670	.688	334	842	1176	39.2	661	15	522	485	101	176	2531	84.4
Opponents.....	30	6075	837-1916	.437	151-484	.312	608-838	.726	314	747	1061	35.4	580	-	405	412	63	217	2433	81.1

AWARDS | 2009-10




LANDON SKINNER
 NCCAA All-American
 2nd Team
 NCCAA All-Region
 All-CCAC 1st Team
 CCAC Player of the Week



JIM KUBAN
 All-CCAC
 Honorable Mention
 NCCAA All-Region
 NCCAA National
 Player of the Week



JOSH EDWARDS
 All-CCAC 1st Team
 NCCAA All-Region
 CCAC Player of the Week



BEN RAYHORN
 All-CCAC
 Honorable Mention
 NCCAA All-Region



NATE MCNEELY
 NAIA Champions
 of Character Award
 NAIA Scholar-Athlete
 CCAC All-Academic

Judson University Athletics ... On the Rise!

CCAC Recap

2009-10



final standings

Team	Overall		CCAC	
	W	L	W	L
Cardinal Stritch	27	6	12	0
Judson	17	13	10	2
Trinity Christian	12	18	6	6
Calumet	12	20	4	8
Purdue-Calumet	8	19	4	8
Trinity International	6	23	4	8
Purdue-North Central	5	24	2	10

all-conference honorees

All-CCAC First Team

P Name	Year	School
G Patrick Atkins	Jr.	TIU
G Kody Braddix	Sr.	CSU
G Will Bruinsma	Sr.	TCC
F Matt Buren	So.	TCC
G Brandon D'Amico	Jr.	CSU
G Josh Edwards	So.	JU
G Wilfredo Escobar	Jr.	CCSJ
G Aaron Evans	Fr.	PUC
F Ryan Sisson	Jr.	PNC
G Landon Skinner	So.	JU
F Trey Triplett	Sr.	CSU
F/C Ignas Verbus	Jr.	TIU

All-CCAC Honorable Mention

P Name	Year	School
G Keith Dean	Jr.	CCSJ
G Jordan Delks	So.	PNC
F Josh Flikkema	Jr.	TCC
F Neal Hudson	Jr.	PUC
G Jamie King	So.	TCC
G Jim Kuban	Jr.	JU
F Ben Rayhorn	Sr.	JU
F Navjot Singh	So.	CSU

Player of the Year: Trey Triplett, Cardinal Stritch

Freshman of the Year: Aaron Evans, Purdue-Calumet

Coach of the Year: Drew Deiner, Cardinal Stritch

Individual Statistics

POINTS

Player	School	Gms	FG	3PT	FT	PTS	Ave
Bruinsma, Will	TCC	30	211	57	170	649	21.6
Sisson, Ryan	PUNC	28	213	12	158	596	21.3
Dean, Keith	CCSJ	31	189	71	138	587	18.9
Evans, Aaron	PUC	25	179	17	94	469	18.8
Verbus, Ignas	TIU	28	184	56	94	518	18.5
Skinner, Landon (11)JU	JU	29	156	10	121	443	15.3
Edwards, Josh (13)JU	JU	28	130	80	68	408	14.6

REBOUNDS

Player	School	Gms	Off	Def	Tot	Ave.
Flikkema, Josh	TCC	27	61	147	208	7.7
Verbus, Ignas	TIU	28	56	138	194	6.9
Hudson, Neal	PUC	27	52	134	186	6.9
Atkins, Patrick	TIU	29	67	126	193	6.7
Sisson, Ryan	PUNC	28	38	134	172	6.1
Rayhorn, Ben (10)JU	JU	29	27	143	170	5.9
Weber, Josh (11)JU	JU	29	49	116	165	5.7

ASSISTS

Player	School	Gms	Assts.	A/G
Kuban, Jim	JU	29	142	4.9
Hazelwood, Derrick	PUNC	29	128	4.4
Atkins, Patrick	TIU	29	124	4.3
Evans, Aaron	PUC	25	103	4.1
Lemmens, Nate	CSU	32	117	3.7
Skinner, Landon (10)JU	JU	29	80	2.8

STEALS

Player	School	Gms	Stls	S/G
Atkins, Patrick	TIU	29	106	3.7
Braddix, Kody	CSU	32	65	2.0
Bruinsma, Will	TCC	30	52	1.7
Dean, Keith	CCSJ	31	53	1.7
Evans, Aaron	PUC	25	42	1.7

3-PT FIELD GOAL PERCENTAGE

Player	School	Gms	3FG	FGA	%
Delks, Jordan	PUNC	29	89	197	.452
D'Amico, B.	CSU	32	61	141	.433
Braddix, Kody	CSU	32	40	95	.421
Edwards, Josh	JU	28	80	192	.417
Barron, Pat	CSU	32	46	113	.407

3-PT FIELD GOALS MADE

Player	School	Gms	3FG	A/G
Delks, Jordan	PUNC	29	89	3.1
Edwards, Josh	JU	28	80	2.9
King, Jamie	TCC	30	77	2.6
Champion, J.	PUC	26	65	2.5
Carroll, Nathaniel	PUNC	29	70	2.4

FIELD GOAL PERCENTAGE

Player	School	Gms	FGM	FGA	PCT	SCORING OFFENSE	Gms	Pts	P/G
Weber, Josh	JU	29	123	190	.647	Judson	29	2474	85.3
Buren, Matt	TCC	30	166	287	.578	Cardinal Stritch	32	2572	80.4
Triplett, Trey	CSU	32	236	422	.559	Purdue Calumet	27	2075	76.9
Singh, Navjot	CSU	32	109	199	.548	Trinity Intl.	29	2222	76.6
D'Amico, Brandon	CSU	32	177	351	.504	Calumet	32	2429	75.9
Skinner, Landon (9)JU	JU	29	156	319	.489	Trinity Christian	30	2276	75.9
						Purdue-NC	29	2121	73.1

Team Statistics

FIELD GOAL PERCENTAGE

School	Gms	FG	FGA	%	STEALS	Gms	Stls	S/G
Judson	29	909	1866	.487	Cardinal Stritch	32	286	8.9
Cardinal Stritch	32	930	1922	.484	Trinity Christian	30	244	8.1
Purdue-NC	29	727	1601	.454	Trinity Intl.	29	223	7.7
Trinity Christian	30	789	1772	.445	Calumet	32	232	7.3
Purdue Calumet	27	783	1772	.442	Purdue-NC	29	176	6.1
Trinity Intl.	29	768	1847	.416	Judson	29	173	6.0
Calumet	32	839	2063	.407	Purdue Calumet	27	161	6.0

FREE THROW PERCENTAGE

School	Gms	FTM	FTA	%	ASSISTS	Gms	Assts	A/G
Trinity Christian	30	511	684	.747	Judson	29	512	17.7
Calumet	32	525	723	.726	Cardinal Stritch	32	478	14.9
Purdue-NC	29	480	681	.705	Trinity Christian	30	427	14.2
Cardinal Stritch	32	535	760	.704	Trinity Intl.	29	382	13.2
Purdue Calumet	27	375	543	.691	Purdue Calumet	27	330	12.2
Judson	29	448	652	.687	Calumet	32	381	11.9
Trinity Intl.	29	434	635	.683	Purdue-NC	29	312	10.8

THREE-POINT FIELD GOAL PERCENTAGE

School	Gms	FG	FGA	%	BLOCKS	Gms	BKS	B/G
Cardinal Stritch	32	177	438	.404	Judson	29	98	3.4
Purdue-NC	29	187	506	.370	Trinity Intl.	29	80	2.8
Judson	29	208	587	.354	Purdue Calumet	27	74	2.7
Trinity Intl.	29	252	749	.336	Purdue-NC	29	75	2.6
Calumet	32	226	680	.332	Calumet	32	67	2.1
Trinity Christian	30	187	570	.328	Cardinal Stritch	32	60	1.9
Purdue Calumet	27	134	423	.317	Trinity Christian	30	37	1.2

THREE-POINT FIELD GOALS MADE

School	Gms	3FG	A/G
Trinity Intl.	29	252	8.7
Judson	29	208	7.2
Calumet	32	226	7.1
Purdue-NC	29	187	6.4
Trinity Christian	30	187	6.2
Cardinal Stritch	32	177	5.5
Purdue Calumet	27	134	5.0

Judson University Athletics ... On the Rise!

INDIVIDUAL RECORDS

SINGLE-SEASON TOTAL POINTS

Player	Year	G	FG	FT	Pts
1. Tom Randall	75-76	26	308	190	806
2. Greg Bess	83-84	33	316	153	785
3. Freddie Morris	83-84	29	298	111	707
4. Corum Turner	71-72	26	251	192	694
5. Corum Turner	70-71	26	253	130	679
6. Jim Boscaljon	84-85	27	256	130	642
7. Art Fessler	88-89	31	235	121	615
8. Larry Bennerman	80-81	24	236	137	609
9. Jason Russell	92-94	30	144	90	603
10. Lawrence McGhee	02-03	33	234	116	597
11. Landon Skinner	08-09	32	217	112	591

SCORING AVERAGE

Player	Year	G	Pts	Avg.
1. Tom Randall	75-76	26	806	31.0
2. Corum Turner	71-72	26	694	26.7
3. Corum Turner	70-71	26	679	26.1
4. Larry Bennerman	80-81	24	609	25.4
5. Jerry Guse	66-67	24	594	24.8
6. Freddie Morris	83-84	29	707	24.4
7. Bob Dillard	69-70	24	584	24.3
8. Larry Vallier	66-67	24	580	24.2
9. Jim Boscaljon	84-85	27	642	23.8
Greg Bess	83-84	33	785	23.8

FIELD GOALS MADE

Player	Year	G	FGM
1. Greg Bess	83-84	33	316
2. Tom Randall	75-76	26	308
3. Freddie Morris	83-84	29	298
4. Jim Boscaljon	84-85	27	256
5. Corum Turner	70-71	26	253
6. Corum Turner	71-72	26	251
7. Larry Bennerman	80-81	24	236
8. Art Fessler	88-89	31	235
9. Lawrence McGhee	02-03	33	234
10. Jerry Guse	66-67	24	229

FIELD GOALS ATTEMPTED

Player	Year	G	FGA
1. Tom Randall	75-76	26	644
2. Tom Randall	72-73	26	575
3. Greg Bess	83-84	33	528
4. Jim Boscaljon	84-85	27	511
Lawrence McGhee	02-03	33	511
6. Corum Turner	71-72	26	510
7. Art Fessler	88-89	31	500
8. Larry Bennerman	80-81	24	496
9. Corum Turner	70-71	26	491
10. Bob Dillard	69-70	24	475

FIELD GOAL PERCENTAGE (Min 100 Att.)

Player	Year	Pct.
1. Freddie Morris	83-84	.677 (298-440)
2. Josh Weber	09-10	.636 (124-195)
2. Jim Boscaljon	83-84	.602 (103-304)
3. Greg Bess	83-84	.598 (316-528)
Dwight Kirkland	85-86	.598 (162-271)
5. Mike Stricker	95-96	.586 (65-111)
6. Dovydas Retkus	08-09	.580 (102-176)
7. Dave Gutierrez	90-91	.570 (175-307)
8. Clay Campbell	73-74	.564 (158-280)
Josh Weber	08-09	.564 (84-149)
10. Joe Jackson	68-69	.562 (195-347)
11. Dan Matlak	01-02	.558 (203-364)
Dewayne Robinson	07-08	.558 (198-355)
13. Bart Stamper	88-89	.556 (170-306)

FREE THROWS MADE

Player	Year	G	FTM
1. Corum Turner	71-72	26	192
2. Tom Randall	75-76	26	190
3. Larry Vallier	66-67	24	180
4. Corum Turner	70-71	26	173
5. Greg Bess	84-85	33	153
6. Dewayne Robinson	07-08	27	147
7. Bob Dillard	69-70	24	140
8. Tom Randall	74-75	26	139
9. Larry Bennerman	80-81	24	137
10. Jerry Guse	66-67	24	136
11. Jim Boscaljon	84-85	27	130

FREE THROWS ATTEMPTED

Player	Year	G	FTA
1. Corum Turner	71-72	26	274
2. Tom Randall	75-76	26	241
3. Larry Vallier	66-67	24	238
4. Corum Turner	70-71	26	230
5. Dewayne Robinson	07-08	27	207
6. Greg Bess	83-84	33	192
7. Larry Bennerman	80-81	24	190
8. DeWayne Robinson	05-06	29	189
9. Bob Dillard	69-70	24	184
10. Bob Dillard	68-69	26	183
11. Matt Stricker	95-96	29	182

FREE THROW PERCENTAGE (Min. 50 Att.)

Player	Years	FT-FTA	Pct.
1. Stu Brandon	89-90	(53-60)	.883
2. Brenden Jones	03-04	(66-76)	.868
3. Brian Johnson	00-01	(101-117)	.863
Stu Brandon	91-92	(63-73)	.863
5. Scott Fortune	02-03	(56-66)	.848
6. Jason Russell	92-93	(90-107)	.841
7. Scott Burnett	94-95	(51-61)	.836
8. George Benham	70-71	(84-101)	.832
9. Tom Randall	73-74	(81-98)	.827

TOTAL REBOUNDS

Player	Year	G	Reb.
1. Joe Jackson	68-69	26	394
2. Joe Thorton	79-80	23	385
3. Joe Jackson	69-70	26	373
Joe Jackson	67-68	25	373
5. Bob Dillard	68-69	26	355
6. Tom Randall	75-76	26	349
7. Dwight Kirkland	87-88	30	348
8. Dwight Kirkland	86-87	30	338
9. Hershell Gossett	87-88	30	332
10. Dwight Kirkland	85-86	29	326

REBOUND AVERAGE

Player	Year	G	Avg.
1. Joe Thorton	79-80	23	16.7
2. Joe Jackson	68-69	26	15.2
3. Joe Jackson	67-68	25	14.9
4. Joe Jackson	69-70	26	14.3
5. Bob Dillard	68-69	26	13.7
6. Tom Randall	75-76	26	13.4
7. Mike Harland	67-68	24	13.1
8. Dwight Kirkland	87-88	30	11.6
9. Dwight Kirkland	86-87	30	11.3
Joe Thorton	80-81	24	11.3

THREE-POINT FGS

Player	Year	G	3FG
1. Luke Condill	01-02	35	141
2. Matt Wilson	96-97	28	101
3. Eric Anderson	87-88	30	97
4. Chris Moore	97-98	31	85
5. Josh Edwards	09-10	29	82
6. Stevan Djuric	05-06	30	77
Josh Edwards	08-09	31	77
8. Jason Russell	92-93	30	75
9. Morgan Thompson	02-03	27	74
10. P.J. McKinney	98-99	28	71
11. Matt Wilson	95-96	31	68
Brenden Jones	03-04	26	68

THREE-POINT FGS ATTEMPTED

Player	Year	G	FGA
1. Luke Condill	01-02	35	327
2. Matt Wilson	96-97	28	232
3. Eric Anderson	87-88	30	229
4. Chris Moore	97-98	31	226
5. Stevan Djuric	05-06	30	211
6. Josh Edwards	09-10	20	203
7. Josh Edwards	08-09	31	197
8. Morgan Thompson	02-03	25	186
9. Todd Waldron	99-00	30	184
10. Brenden Jones	03-04	26	179
11. Steffan Williams	07-08	28	169
12. Matt Wilson	95-96	31	166
13. P.J. McKinney	98-99	28	164

Judson University Athletics ... On the Rise!

INDIVIDUAL/CAREER RECORDS

THREE-POINT FIELD GOAL PERCENTAGE (Min. 50 Att.)

Player	Year	3FG-FGA	Pct.
1. Chris Wills	91-92	(33-62)	.532
2. Stu Brandon	89-90	(40-78)	.513
3. Jason Russell	92-93	(75-151)	.497
4. Bart Stamper	89-90	(31-63)	.492
5. Chris Johnson	89-90	(61-125)	.488
6. Doug Lee	89-90	(34-70)	.486
7. Tim Craig	91-92	(60-143)	.480
8. Chris Wills	92-93	(45-94)	.479
9. Jason Russell	90-91	(26-55)	.473
10. Ryan Taylor	94-95	(40-88)	.455

TOTAL ASSISTS

Player	Year	G	Asst.
1. Elliott Anderson	87-88	30	302
2. George Benham	70-71	26	225
3. Elliott Anderson	86-87	33	218
4. Elliott Anderson	88-89	31	177
5. Luke Condill	01-02	35	165
6. Art Fessler	88-89	31	152
7. Art Fessler	86-87	33	151
8. Bill Doran	85-86	30	150
Dennis Farkas	83-84	33	150
10. Jim Kuban	09-10	30	146
11. Corum Turner	71-72	26	143

ASSISTS PER GAME

Player	Year	G	Avg.
1. Elliott Anderson	87-88	30	10.1
2. Elliott Anderson	86-87	33	8.8
3. George Benham	70-71	26	8.7
4. Elliott Anderson	88-89	31	5.7
5. Corum Turner	71-72	26	5.5
6. Elliott Anderson	85-86	21	5.3
7. John Young	78-79	24	5.2
8. Gary Shelley	72-73	26	5.0
9. Larry Bennerman	79-80	26	4.9
Art Fessler	88-89	31	4.9
BJ Satran	96-97	27	4.9
12. Jim Kuban	09-10	30	4.8

BLOCKED SHOTS

Player	Year	G	Blk.
1. Dwight Kirkland	85-86	29	61
2. Dwight Kirkland	87-88	30	58
3. Dwight Kirkland	86-87	30	57
4. Dave Gutierrez	90-91	26	52
5. Dave Gutierrez	89-90	29	39
6. Anthony Cawthon	06-07	27	38
7. Bart Stamper	88-89	31	36
8. Matt Stricker	95-96	29	34
Jim Aalfs	90-91	22	34
10. Jim Aalfs	89-90	27	32
Lawrence McGhee	02-03	33	32
11. Chris Oates	07-08	28	31
12. Anthony Ahlers	09-10	30	30

TOTAL STEALS

Player	Year	G	Stl.
1. Elliott Anderson	87-88	30	105
2. Elliott Anderson	88-89	31	93
3. Elliott Anderson	86-87	33	81
4. Art Fessler	87-88	26	77
Rick Williams	01-02	34	77
6. Mark Poetz	90-91	23	72
7. Joe Jackson	67-68	25	70
Luke Condill	01-02	31	70
9. Dave Johnson	79-80	26	69
BJ Satran	96-97	27	69

MOST GAMES PLAYED

Player	Year	G
1. Luke Condill	01-02	35
Dan Matlak	01-02	35
Greg Hamann	01-02	35
Scott Fortune	01-02	35
Justin Kane	01-02	35
6. Rick Williams	01-02	34
Jason Norman	01-02	34
8. Many Players		33

CAREER

TOTAL POINTS

Player	Year	G	Pts.
1. Tom Randall	72-76	104	2381
2. Jim Boscaljon	81-85	113	1823
3. Dewayne Robinson	05-09	85	1801
4. Andrew Burdett	95-99	102	1671
5. Hershell Gossett	85-89	115	1664
6. Art Fessler	86-89	90	1652
7. Jerry Guse	65-69	100	1558
8. Rick Williams	01-02	116	1474
9. Justen Boyd	04-08	118	1399
10. Joe Jackson	67-70	77	1396

SCORING AVERAGE

Player	Year	G	Pts	Avg.
1. Corum Turner	70-72	52	1373	26.4
2. Tom Randall	72-76	104	2381	22.9
3. Bob Dillard	68-70	50	1123	22.5
4. Larry Vallier	66-68	42	939	22.4
5. Freddie Morris	81-84	63	1386	22.0
6. Larry Bennerman	79-81	50	1095	21.9
7. Dewayne Robinson	05-09	85	1801	21.1
8. Art Fessler	86-89	90	1652	18.4
9. Joe Jackson	67-70	77	1396	18.1
10. Andrew Burdett	95-99	102	1671	16.4

FIELD GOALS MADE

Player	Year	G	FGM
1. Tom Randall	72-76	104	944
2. Hershell Gossett	85-89	115	702
3. Dewayne Robinson	05-09	85	650
4. Jim Boscaljon	81-85	113	646
5. Andrew Burdett	95-99	102	632

6. Art Fessler	86-89	90	618
7. Jerry Guse	65-69	100	597
8. Rick Williams	98-02	122	573
9. Dwight Kirkland	84-88	110	559
10. Joe Jackson	67-70	77	539
11. Justen Boyd	04-08	118	537
12. Mike Harland	67-70	102	519

FIELD GOALS ATTEMPTED

Player	Year	G	FGA
1. Tom Randall	72-76	104	1896
2. Hershell Gossett	85-89	115	1415
3. Andrew Burdett	95-99	102	1321
4. Art Fessler	86-89	90	1292
5. Jerry Guse	65-69	100	1270
6. Jim Boscaljon	81-85	113	1221
7. Rick Williams	98-02	122	1195
8. Dewayne Robinson	05-09	85	1190
9. Mike Harland	67-70	102	1113
10. Dwight Kirkland	84-88	110	1054
Justen Boyd	04-08	118	1054
11. Joe Jackson	67-70	77	1021

FIELD GOAL PERCENTAGE (Min 200 Att.)

Player	Year	Pct.
1. Freddie Morris	81-84	.658 (341-518)
2. Greg Bess	83-84	.598 (316-528)
3. Clay Campbell	72-74	.548 (307-560)
4. Dewayne Robinson	05-09	.546 (650-1190)
5. Dave Gutierrez	87-91	.543 (414-763)
Bart Stamper	88-90	.543 (283-521)
7. Julian Foster	96-00	.530 (215-406)
8. Dwight Kirkland	84-88	.530(559-1054)
9. Chuck Fed	92-94	.529 (243-459)
10. Joe Jackson	67-70	.528(539-1021)

FREE THROWS MADE

Player	Year	G	FTM
1. Tom Randall	72-76	104	493
2. Dewayne Robinson	05-09	85	450
3. Corum Turner	70-72	52	365
4. Jerry Guse	65-69	100	364
5. Art Fessler	86-89	90	339
6. Andrew Burdett	95-99	102	335
7. Jim Boscaljon	81-85	113	321
8. Joe Jackson	67-70	77	320
9. Justen Boyd	04-pr.	118	272
10. Stu Brandon	89-93	113	267
11. Hershell Gossett	85-89	115	260
12. Bob Dillard	68-70	50	259

Judson University Athletics ... On the Rise!

CAREER RECORDS

FREE THROWS ATTEMPTED

Player	Year	G	FTA
1. Dewayne Robinson	05-09	85	646
2. Tom Randall	72-76	104	639
3. Jerry Guse	65-69	76	506
4. Corum Turner	70-72	52	504
5. Joe Jackson	67-70	77	482
6. Andrew Burdett	95-99	102	466
7. Art Fessler	86-89	90	463
8. Jim Boscaljon	81-85	113	444
9. Justen Boyd	04-08	118	441
10. Dwight Kirkland	84-88	110	404
11. Bob Dillard	68-70	50	367
12. Hershell Gossett	85-89	115	366

FREE THROW PERCENTAGE (Min. 150 Att.)

Player	Years	FT-FTA	Pct.
1. Brenden Jones	00-04	131-155	.845
2. Stu Brandon	89-93	(267-330)	.809
3. Brian Johnson	97-01	(242-300)	.807
4. Jason Russell	89-93	(149-185)	.805
5. Greg Bess	83-84	(153-192)	.797
6. Todd Waldron	96-00	(257-326)	.788
7. Jerry Guse	65-69	(396-506)	.782
8. Doug Lee	89-91;93-95	(169-219)	.772
9. Tony Smith	80-84	(128-166)	.771
Tom Randall	72-76	(493-639)	.771

TOTAL REBOUNDS

Player	Years	G	Reb.
1. Dwight Kirkland	84-88	110	1212
2. Joe Jackson	67-70	77	1140
3. Hershell Gossett	85-89	115	1114
4. Tom Randall	72-76	104	1066
5. Mike Harland	67-70	102	1048
6. Joe Thorton	79-81	47	657
7. Ron Hunter	68-72	90	645
8. Eric Anderson	85-88	82	637
9. Rick Williams	98-02	116	636
10. Chris Wills	91-95	112	607

REBOUND AVERAGE

Player	Years	G	Avg.
1. Joe Jackson	67-70	77	14.8
2. Joe Thorton	79-81	47	14.0
3. Bob Dillard	68-70	50	11.9
4. Dwight Kirkland	84-88	110	11.0
5. Tom Randall	72-76	100	10.6
6. Mike Harland	66-70	102	10.3
7. Hershell Gossett	85-89	115	9.7
8. Freddie Morris	81-84	35	9.6
9. Mike Stricker	92-93;94-95	67	9.2
10. Eric Anderson	85-88	82	7.8

THREE-POINT FIELD GOALS

Player	Year	G	3FG
1. Matt Wilson	93-97	90	197
2. Stu Brandon	89-93	113	174
3. Josh Edwards	08-pres.	60	164
4. Stevan Djuric	01-04; 05-06	95	163
5. Eric Anderson	85-88	82	156
6. Todd Waldron	96-00	112	155
7. Chris Wills	91-95	112	147
8. Doug Lee	89-91;93-95	107	145
9. Jason Russell	89-93	87	143
10. Luke Condill	01-02	35	141
11. Brenden Jones	00-04	113	136

THREE-POINT FIELD GOALS ATTEMPTED

Player	Years	G	FGA
1. Matt Wilson	93-97	90	480
2. Todd Waldron	96-00	112	442
3. Stu Brandon	89-93	113	433
4. Stevan Djuric	01-04; 05-06	95	431
5. Josh Edwards	08-pres.	60	400
6. Eric Anderson	85-88	82	367
7. Chris Wills	91-95	112	350
8. Brenden Jones	00-04	113	347
9. Doug Lee	89-91;93-95	107	338
10. Luke Condill	01-02	35	327
11. Jason Russell	89-93	87	313

THREE-POINT FIELD GOAL PERCENTAGE (Min. 100 Att.)

Player	Years	3FG-FGA	Pct.
1. Chris Johnson	85-90	(104-224)	.464
2. Jason Russell	89-93	(143-313)	.457
3. Tim Craig	89-93	(126-277)	.455
4. Todd Leden	85-89	(64-142)	.451
5. Scott Fortune	00-03	(66-151)	.437
6. Doug Lee	89-91; 93-95	(145-338)	.429
7. Eric Anderson	85-88	(156-367)	.425
8. Art Fessler	86-89	(77-183)	.421
9. Chris Wills	91-95	(147-350)	.420
10. Kevin Rahn	93-95	(60-145)	.414
11. Josh Edwards	08-pres.	(164-400)	.410

TOTAL ASSISTS

Player	Year	G	Asst.
1. Elliott Anderson	85-89	115	808
2. Justen Boyd	04-08	118	500
3. Art Fessler	86-89	90	416
4. Gary Shelley	70-74	94	402
5. Bill Rahn	83-87	106	379
6. Justin Kane	98-02	127	350
7. Stu Brandon	89-93	113	315
8. John Young	78-81	74	284
9. Doug Lee	89-91;93-95	107	280
10. Dewayne Robinson	05-09	85	277
11. Brenden Jones	00-04	115	269

ASSISTS PER GAME

Player	Year	G	Avg.
1. George Benham	70-72	32	7.8
2. Elliott Anderson	85-89	115	7.0
3. Mark Poetz	89-91	52	4.7
4. Art Fessler	86-89	90	4.6
Bill Doran	84-86	50	4.6
Corum Turner	70-72	52	4.6
7. Gary Shelley	70-74	94	4.3
8. Justen Boyd	04-08	91	4.2
9. Dave Johnson	78-80	50	4.1
BJ Satran	96-98	52	4.1

BLOCKED SHOTS

Player	Year	G	Blk.
1. Dwight Kirkland	84-88	110	176
2. Dave Gutierrez	87-91	81	113
3. Chris Oates	04-08	100	82
4. Rick Williams	98-02	116	80
5. Jim Aalfs	87-91	86	78
6. Steve VanOsedale	84-88	118	77
7. Andrew Burdett	95-99	102	73
8. Joe Gonnam	04-08	111	67
9. Lawrence McGhee	01-03	65	62
10. Jeff Severson	96-99	83	56
11. Dilynn Blalark	91-94	81	53
Anthony Cawthon	05-07	39	53

TOTAL STEALS

Player	Year	G	Stl.
1. Elliott Anderson	85-89	115	312
2. Rick Williams	98-02	122	219
3. Art Fessler	86-89	90	205
4. Dewayne Robinson	05-09	85	176
5. Freddy Bock	03-07	119	164
6. Joe Gonnam	04-08	111	163
7. Justin Kane	98-02	127	151
8. Todd Waldron	96-00	112	138
9. Justen Boyd	04-08	118	133
10. Andrew Burdett	95-99	102	131
11. Mark Poetz	89-91	52	130
12. Bill Rahn	83-87	106	127
13. Dave Johnson	78-80	50	126

MOST GAMES PLAYED

Player	Year	G
1. Justin Kane	98-02	127
2. Greg Hamann	99-03	124
3. Rick Williams	98-02	122
4. Freddy Bock	03-07	119
5. Steve VanOsedale	84-88	118
Justen Boyd	04-pr.	118
6. Elliott Anderson	85-89	115
Hershell Gossett	85-89	115
Brenden Jones	00-04	115
9. Jim Boscaljon	81-85	113
Stu Brandon	89-93	113
12. Joe Gonnam	04-08	111